



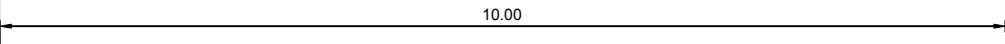
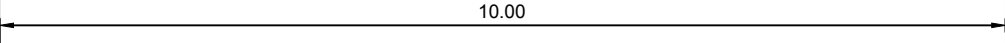
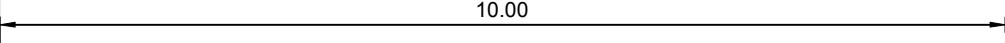
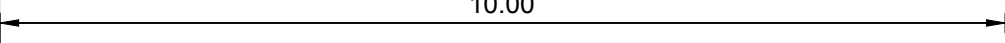
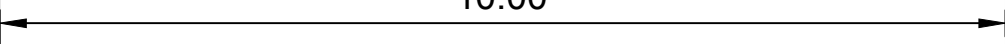


| PROPOSED TEXT STYLES                    |   |
|---|---|
| SAMPLE STYLE                            | STYLE NAME                              |
| _Blocks Proposed                        | _Blocks Proposed                        |
| <b>_Blocks Proposed Bold</b>            | _Blocks Proposed Bold                   |
| _Civil 3D Proposed                      | _Civil 3D Proposed                      |
| _Civil 3D Proposed Alignment Stationing | _Civil 3D Proposed Alignment Stationing |
| <b>_Civil 3D Proposed Bold</b>          | _Civil 3D Proposed Bold                 |
| _Linetype Proposed                      | _Linetype Proposed                      |
| Proposed 0.5 Anno                       | Proposed 0.5 Anno                       |
| Proposed 1.0 Anno                       | Proposed 1.0 Anno                       |
| Proposed 1.5 Anno                       | Proposed 1.5 Anno                       |
| Proposed 1.8 Anno                       | Proposed 1.8 Anno                       |
| Proposed 2.0 Anno                       | Proposed 2.0 Anno                       |
| Proposed 2.5 Anno                       | Proposed 2.5 Anno                       |
| Proposed 3.5 Anno                       | Proposed 3.5 Anno                       |
| Proposed 5.0 Anno                       | Proposed 5.0 Anno                       |
| Proposed 7.0 Anno                       | Proposed 7.0 Anno                       |

Note: \* Annotative Styles - height references final plotted height in millimetres (ie. Proposed 2.0 Anno = 2.0 mm)

Z:\special\TI\_contract\_seed\_directories\Construction Drafting Standards and Templates\DEVL\X-MISC\DIM3~TEXT-MLDR\DIM3~TEXT-MLDR.dwg



## PROPOSED DIMENSION STYLES

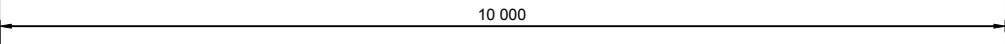
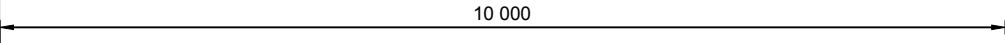
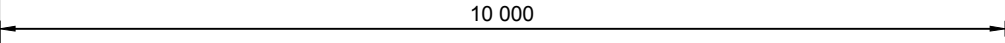
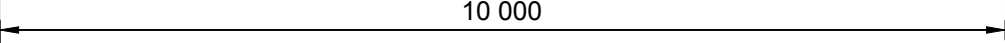
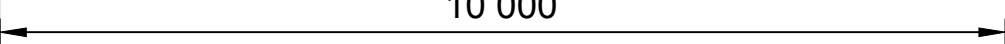
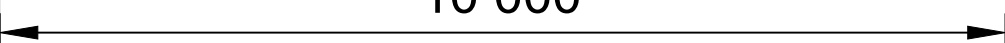

| SAMPLE STYLE   | STYLE NAME        |
|--|-------------------|
|    | Proposed 1.5 Anno |
|    | Proposed 1.8 Anno |
|    | Proposed 2.0 Anno |
|    | Proposed 2.5 Anno |
|  | Proposed 3.5 Anno |
|  | Proposed 5.0 Anno |
|  | Proposed 7.0 Anno |

Note: \* Annotative Styles - height references final plotted height in millimetres (ie. Proposed 2.0 Anno = 2.0 mm)

Z:\special\TI\_contract\_seed\_directories\Construction Drafting Standards and Templates\DEVL\X-MISC\DIM5~TEXT-MLDR\DIM5~TEXT-MLDR.dwg

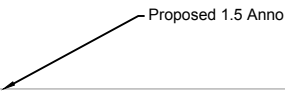
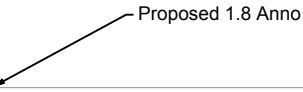
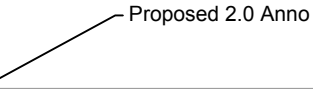
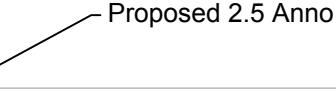
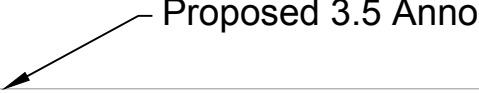


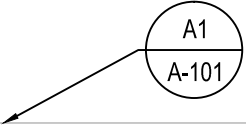
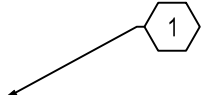


## PROPOSED DIMENSION (mm) STYLES

| SAMPLE STYLE   | STYLE NAME             |
|--|------------------------|
|    | Proposed 1.5 Anno (mm) |
|    | Proposed 1.8 Anno (mm) |
|    | Proposed 2.0 Anno (mm) |
|    | Proposed 2.5 Anno (mm) |
|  | Proposed 3.5 Anno (mm) |
|  | Proposed 5.0 Anno (mm) |
|  | Proposed 7.0 Anno (mm) |

Note: \* Annotative Styles - height references final plotted height in millimetres (ie. Proposed 2.0 Anno (mm) = 2.0 mm)

Z:\special\TI\_contract\_seed\_directories\Construction Drafting Standards and Templates\DEVL\X-MISC\DIM5~TEXT-MLDR\DIM5~TEXT-MLDR.dwg

| PROPOSED MULTILEADER STYLES   |                       |
|---|-----------------------|
| SAMPLE STYLE  | STYLE NAME            |
|    | Proposed 1.5 Anno     |
|    | Proposed 1.8 Anno     |
|    | Proposed 2.0 Anno     |
|   | Proposed 2.5 Anno     |
|  | Proposed 3.5 Anno     |
|  | Proposed 5.0 Anno     |
|  | Proposed 7.0 Anno     |
|  | Proposed Detail Anno  |
|  | Proposed Keynote Anno |

Note: \* Annotative Styles - height references final plotted height in millimetres (ie. Proposed 2.0 Anno = 2.0 mm)

Z:\special\TI\_contract\_seed\_directories\Construction Drafting Standards and Templates\DEVL\X-MISC\DIMs~TEXT-MLDR\DIMs~TEXT-MLDR.dwg